



# PRE-MATCH REPORT



●  
IRELAND vs WALES  
GUINNESS SIX NATIONS 2020  
ROUND 2





## IRELAND vs WALES

GUINNESS SIX NATIONS 2020

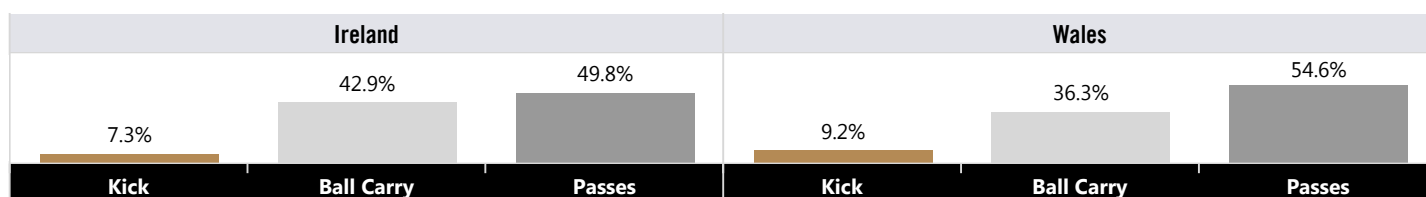


### RESULTS

IRELAND				WALES			
Round	Opponent	Score		Round	Opponent	Score	
1	Scotland	19-12	W	1	Italy	42-0	W

HOME TEAM	HOME RANK	FOR	AWAY TEAM	AWAY RANK
19	3	<b>POINTS</b>	42	1
19.0	3	<b>POINTS / MATCH</b>	42.0	1
1	4	<b>TRIES SCORED</b>	5	1
1.00	4	<b>TRIES SCORED / MATCH</b>	5.00	1
26.3%	4	<b>% POINTS SCORED FROM TRIES</b>	59.5%	2
<b>AGAINST</b>				
12	5	<b>POINTS CONCEDED</b>	0	6
12.0	5	<b>POINTS CONCEDED / MATCH</b>	0.0	6
0	5	<b>TRIES CONCEDED</b>	0	5
0.00	5	<b>TRIES CONCEDED / MATCH</b>	0	5
0.0%	5	<b>% POINTS CONCEDED FROM TRIES</b>		

### TYPES OF PLAY



HOME TEAM	PLAYER LEADERS	AWAY TEAM
Jonathan Sexton 19	<b>POINTS</b>	Josh Adams 15
Jonathan Sexton 1	<b>TRIES SCORED</b>	Josh Adams 3
Conor Murray 1	<b>TRY ASSISTS</b>	Josh Adams 2
CJ Stander 17	<b>CARRIES</b>	Leigh Halfpenny 13
Jordan Larmour 154.3	<b>METRES CARRIED</b>	Leigh Halfpenny 124.6
Bundee Aki 2	<b>OFFLOADS</b>	Leigh Halfpenny 2
CJ Stander 18	<b>SUCCESSFUL TACKLES</b>	Aaron Wainwright 22
CJ Stander 3	<b>DOMINANT TACKLES</b>	Aaron Wainwright 2

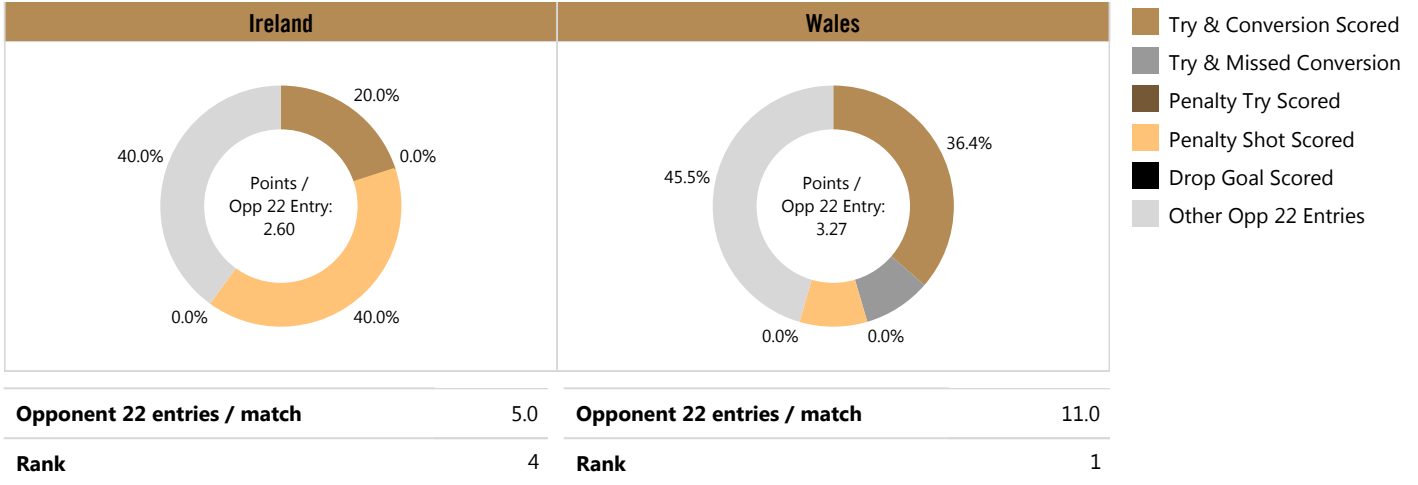


## IRELAND vs WALES

GUINNESS SIX NATIONS 2020

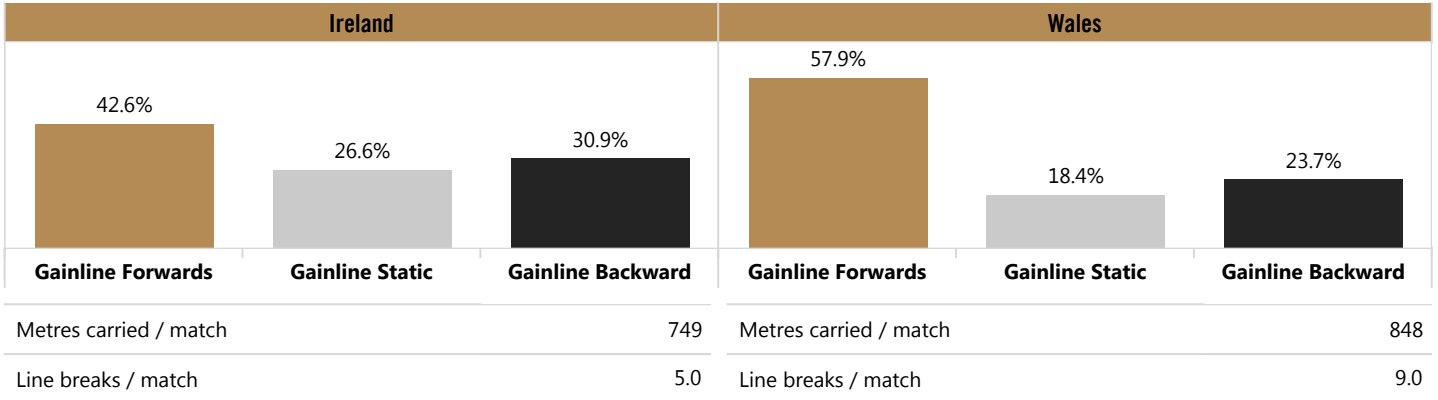


### OPPONENT 22 ENTRIES



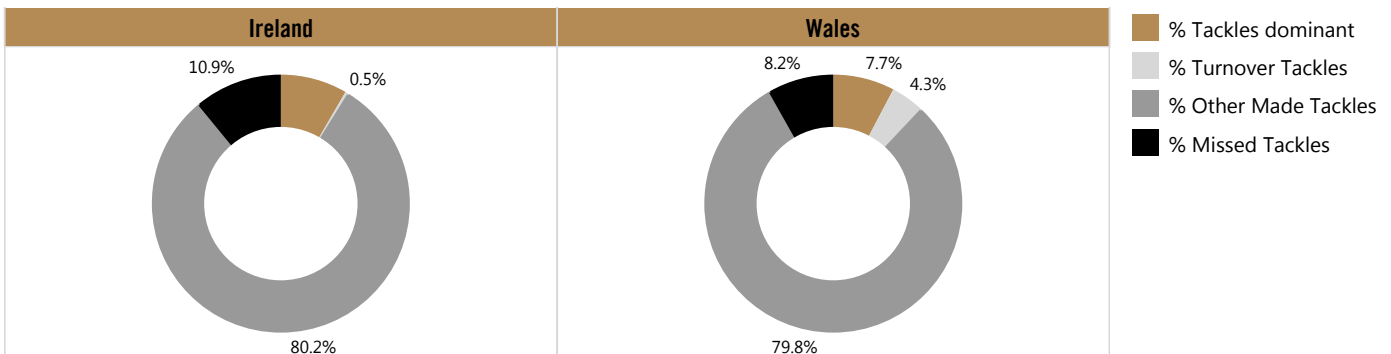
The number of occasions a team has entered the opposition 22 and how many points they have scored with the entries. The 22 entry will also be calculated per 'play' and not simply crossing the 22m line on multiple occasions in a play.

### POWER GAME



The Power Game determines the direct impact of a team that dominates action areas including effectiveness of reaching the gainline, metres carried, and line breaks.

### DOMINANT TACKLES / TACKLE COUNT



This stat shows the defensive strength and structure of the team through Dominant Tackles which put pressure on the attacking team



## IRELAND vs WALES

GUINNESS SIX NATIONS 2020



### HEAD TO HEAD

- In the sides' 20 meetings in the Guinness Six Nations, Ireland hold the advantage - totalling 11 victories, compared to Wales' eight wins. The teams played out a single draw in 2016.
- Wales have lost just one of their last five Guinness Six Nations games against Ireland (W3, D1), although their only defeat over this period came the last time they travelled to Dublin in the Championship (2018).
- The teams drew 16-apiece in their opening game of the 2016 Championship, which was the only Guinness Six Nations game between them to end with fewer than seven points as the margin of victory since 2012.
- In the eight Guinness Six Nations meetings between Ireland and Wales to finish with seven points or fewer between the sides, the Welsh have claimed victory in five, compared to Ireland's pair of wins in that spell (1 draw).
- Each of Wales' three Guinness Six Nations victories in Dublin have been by four points or fewer, while Ireland's average margin of home victory over Wales in the Six Nations has been by 21.2 points.

### COMMON STATISTICS

- While Ireland (749m) carried just 99 metres fewer than Scotland (848m) in their 2020 Guinness Six Nations opener, they significantly less success at the gain line, as just 42.6% of their carries went forwards - over 15% less Wales' forward gains percentage of 57.9%.
- Wales notched up nine turnover tackles in their win over Italy, their highest total in a single Guinness Six Nations game over the last five Championships, as they accounted for 4.3% of their total tackles - the highest percentage in the opening round. Ireland, meanwhile had a round-low 0.5% of their total tackles result in a turnover (1).
- The top three leading scorers on the opening round of the 2020 Guinness Six Nations were either Irish or Welsh, as Johnny Sexton (19), Josh Adams (15) and Dan Biggar (13) were the only players to secure more than 12 points.
- Wales managed 11 opposition 22 entries in their opening Guinness Six Nations game compared Ireland's five, as well as coming away with 3.27 points per entry. Ireland managed to take points in three of those entries, but only recorded 2.60 points per entry.
- The sides took drastically different approaches with their possessions inside their own 22 during the opening round of the 2020 Guinness Six Nations, as Ireland opted to carry with 52.4% of their possessions, while Wales carried with just 26.7% of their possessions - kicking (33.3%) and passing (40.0%) more than their Irish counterparts.

### IRELAND STATISTICS

- Ireland have won their opening Guinness Six Nations fixture on 15 of their 21 attempts. However, they've only gone on to record victories in round two following an opening game win seven of their previous 15 campaigns.
- Ireland have won five of their last six round two games in the Guinness Six Nations, including defeating Scotland in the second round of fixtures in 2019, losing only to France in 2016 over this period. They had won just a single round two game in their eight attempts before this run - a 38-9 victory over Italy in 2009.



## IRELAND vs WALES

GUINNESS SIX NATIONS 2020



### IRELAND STATISTICS

- Johnny Sexton was responsible for all of Ireland's 19 points in their victory of Scotland in round one - the fourth different occasion in which he's been Ireland's lone point-scorer in the Guinness Six Nations: 15 points against France in 2018, nine points against France in 2016 and nine points against England in 2012.
- Ireland won 17 turnovers throughout the 2019 Guinness Six Nations. They won 10 turnovers against Scotland in round one of the 2020 Championship - twice as many as any other side during the opening weekend.
- No side won a higher percentage of their own rucks in the opening round of the 2020 Guinness Six Nations than Ireland (98.1%), as they averaged 3.27 seconds per ruck, which ranked second in the Championship, as 62.1% of their rucks were cleared within three seconds or less.

### WALES STATISTICS

- Wales kept their first Guinness Six Nations clean sheet thanks to their 42-0 opening weekend victory over Italy. They had conceded at least three points in each of their 100 games in the Championship in the Guinness Six Nations era.
- Wales have won their last eight games in the Guinness Six Nations. Victory against Ireland would see them equal their best winning run in the history of the Five or Six Nations, which they set between 1970 and 1973 (W9).
- With their five-try, 42-0 opening weekend victory over Italy, Wales have already notched half their try total from the entire 2019 Guinness Six Nations campaign (10). Hat-trick hero Josh Adams, who was the Welsh leading try scorer in last year's Championship, has also already equalled his entire return from 2019.
- The 14 points scored by Wales in the opening 20 minutes of their victory over Italy was over half the total they managed to score in the same timeframe in the entire 2019 Guinness Six Nations campaign.
- Wales tallied nine line breaks in their opening weekend victory over Italy, highest Guinness Six Nations total in a single game since their clash with Italy back in 2016 (13). They had never managed more than eight line breaks against any other nation across the previous four Championships.



## IRELAND STATISTICS

## POINTS SCORED

IRELAND - GUINNESS SIX NATIONS 2020

Statistic	Team	Rank	Championship Average
Points scored	19	3	19.0
Points scored / match	19.0	3	19.0
Tries scored	1	4	1.83
Tries scored / match	1.00	4	1.83
% Points scored from tries	26.3%	4	48.2%
Conversion success %	100.0%	1	90.9%
Successful penalties / match	4.00	1	2.17
Penalty shot success %	80.0%	4	86.7%

### POINTS PER MATCH

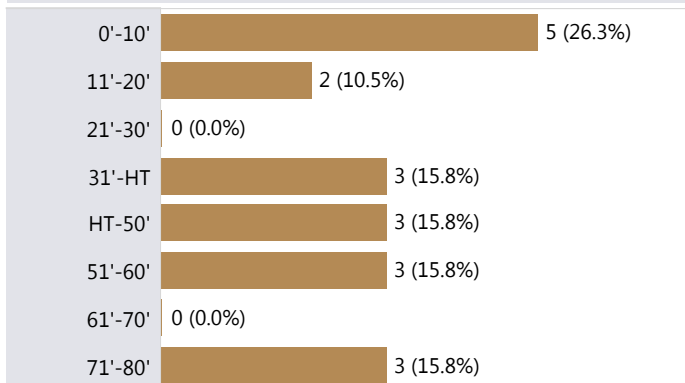
19




1

W

### POINTS - TIMING



### TRY ORIGINS



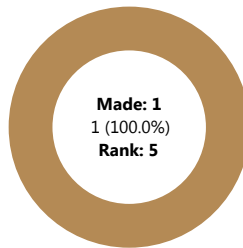
## KICKS AT GOAL

IRELAND - GUINNESS SIX NATIONS 2020

KICK LOCATIONS		LAST 20 KICKS			
		Opponent	Minute	Player	
		Scotland	73	Jonathan Sexton	Penalty made
			57	Jonathan Sexton	Penalty made
			45	Jonathan Sexton	Penalty made
			38	Jonathan Sexton	Penalty missed
			35	Jonathan Sexton	Penalty made
			12	Jonathan Sexton	Conversion made

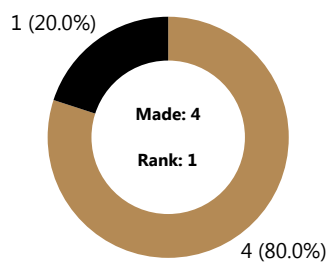
### CONVERSIONS

Jonathan Sexton



### PENALTY KICKS AT GOAL

Jonathan Sexton



Ranks across total successful kicks

## PLAYER SCORING STATISTICS

IRELAND - GUINNESS SIX NATIONS 2020

	GP	MP	Points	Points / 80	Tries	Con	Pen	Drop
Andrew Conway	1	80	0	0.0	0	0	0	0
Andrew Porter	1	14	0	0.0	0	0	0	0
Bundee Aki	1	80	0	0.0	0	0	0	0
Caelan Doris	1	4	0	0.0	0	0	0	0
Cian Healy	1	66	0	0.0	0	0	0	0
CJ Stander	1	80	0	0.0	0	0	0	0
Conor Murray	1	60	0	0.0	0	0	0	0
David Kilcoyne	1	1	0	0.0	0	0	0	0
Devin Toner	1	13	0	0.0	0	0	0	0
Garry Ringrose	1	40	0	0.0	0	0	0	0
Iain Henderson	1	67	0	0.0	0	0	0	0
Jacob Stockdale	1	80	0	0.0	0	0	0	0
James Ryan	1	80	0	0.0	0	0	0	0
John Cooney	1	20	0	0.0	0	0	0	0
Jonathan Sexton	1	72	19	21.1	1	1	4	0
Jordan Larmour	1	80	0	0.0	0	0	0	0
Josh van der Flier	1	80	0	0.0	0	0	0	0
Peter O'Mahony	1	76	0	0.0	0	0	0	0
Rob Herring	1	72	0	0.0	0	0	0	0
Robbie Henshaw	1	40	0	0.0	0	0	0	0
Ronan Kelleher	1	8	0	0.0	0	0	0	0
Ross Byrne	1	8	0	0.0	0	0	0	0
Tadhg Furlong	1	78	0	0.0	0	0	0	0

## POINTS CONCEDED

IRELAND - GUINNESS SIX NATIONS 2020

Statistic	Team	Rank	Championship Average
Points conceded	12	2	19.0
Points conceded / match	12.0	2	19.0
Tries conceded	0	1	1.83
Tries conceded / match	0.00	1	1.83
% Points conceded from tries	0.0%	1	48.2%
Opponent conversion success %			90.9%
Opponent successful penalties / match	4.00	5	2.17
Opponent penalty shot success %	80.0%	1	86.7%

### POINTS CONCEDED PER MATCH

12



1

W

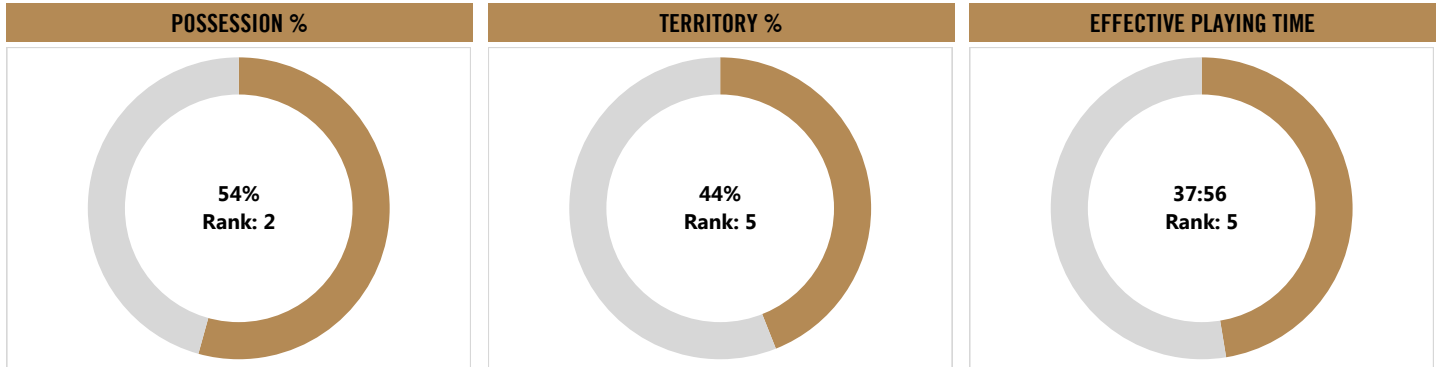
### POINTS CONCEDED - TIMING

0'-10'	3 (25.0%)
11'-20'	3 (25.0%)
21'-30'	0 (0.0%)
31'-HT	0 (0.0%)
HT-50'	0 (0.0%)
51'-60'	3 (25.0%)
61'-70'	3 (25.0%)
71'-80'	0 (0.0%)

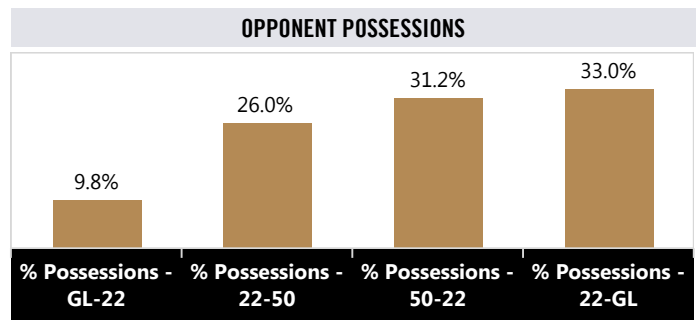
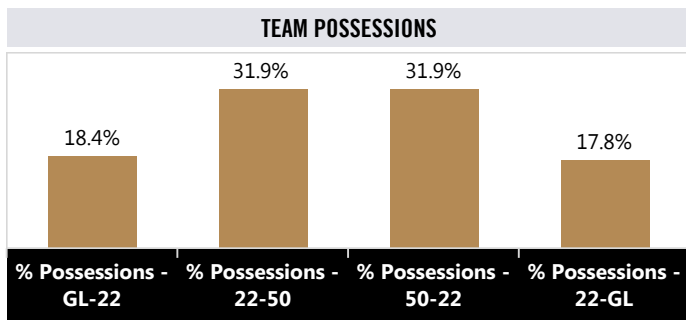
### OPPONENT TRY ORIGINS

## POSSESSION

IRELAND - GUINNESS SIX NATIONS 2020

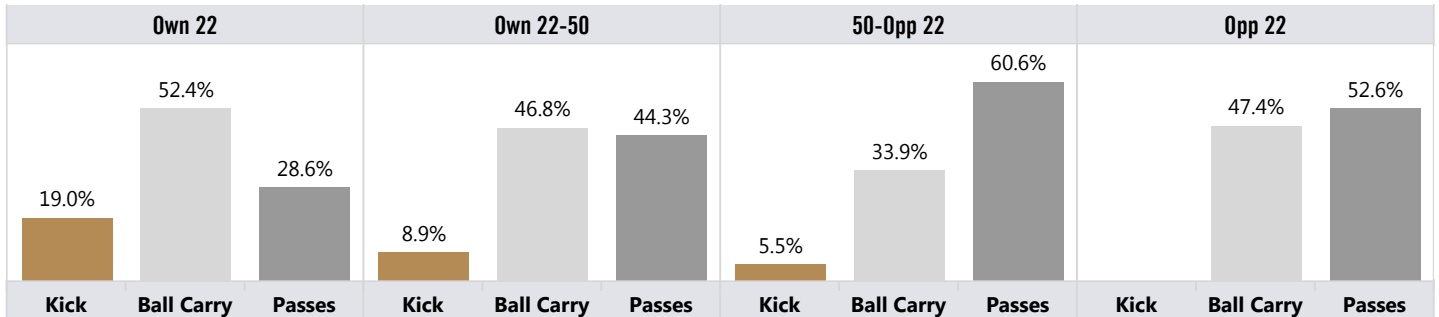


Statistic	Team	Rank	Championship Average
% Balls played with hands	92.7%	3	91.4%
Total passes / match	148.0	4	148.5
Offloads / match	5.0	5	7.5
Total carries / match	123.0	4	117.8
Metres carried / match	748.7	3	701.9
Average carry distance	6.1	3	6.0
% Balls kicked	7.3%	4	8.6%
Open play kicks / match	21.0	4	24.3
Kicking metres / match	518.8	5	800.1
Average kicking distance	24.7	6	32.9
% Time in opponent 22	9.7%	3	11.7%
Turnovers conceded / match	12.0	6	15.3



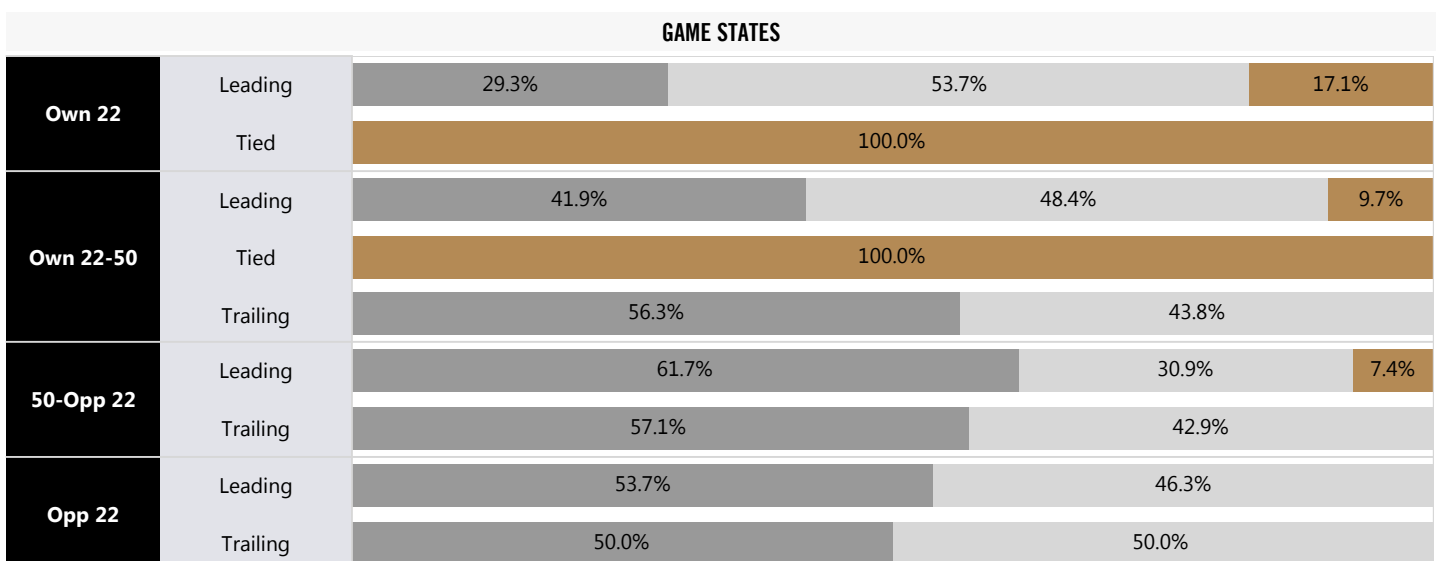
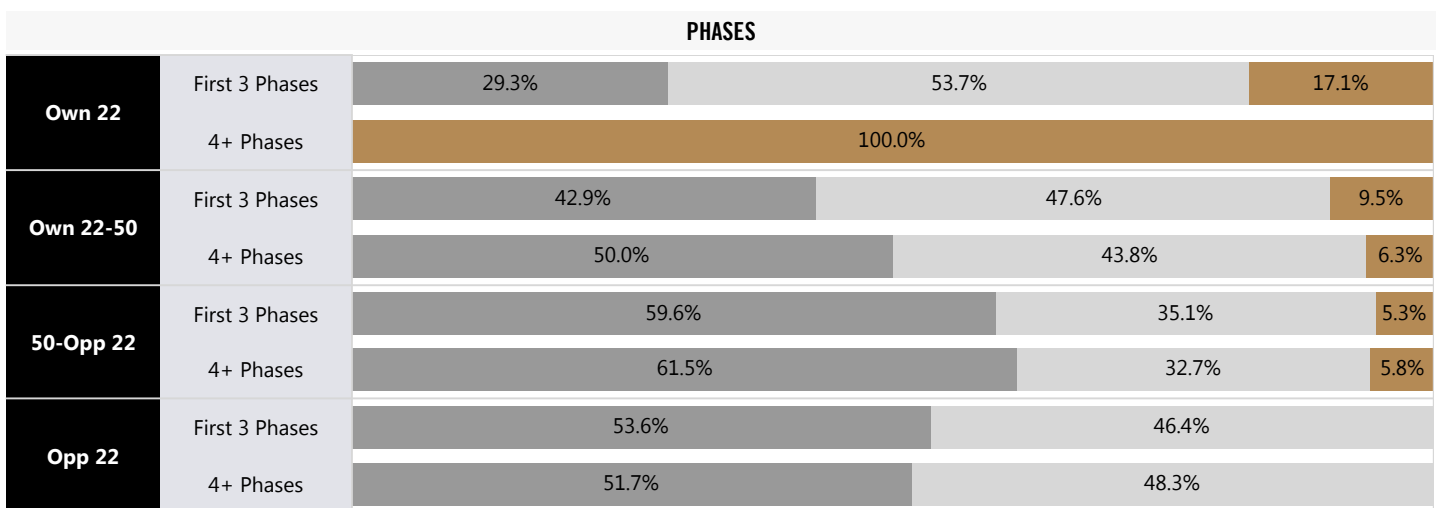
## TYPES OF PLAY

IRELAND - GUINNESS SIX NATIONS 2020



### CHAMPIONSHIP AVERAGES

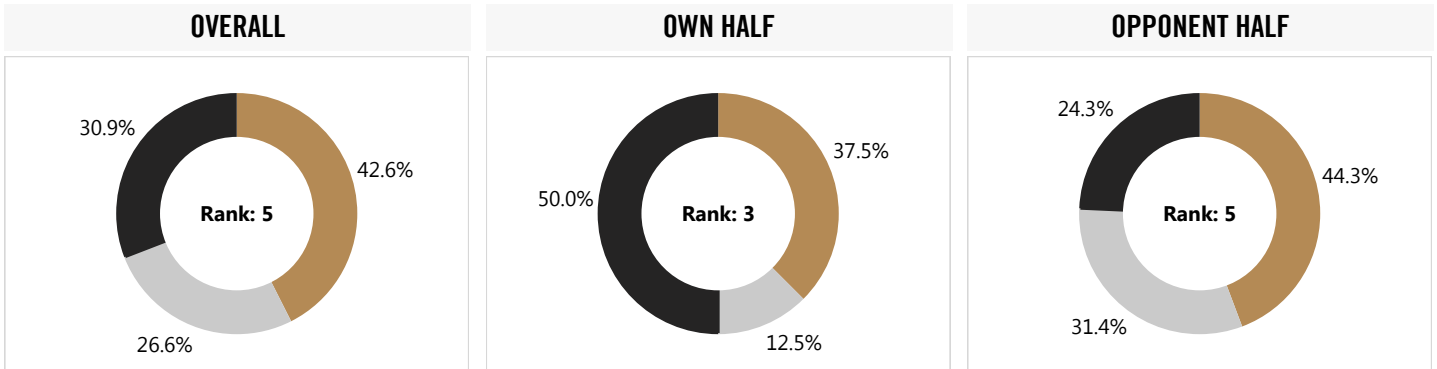
29.5%	40.5%	30.0%	12.3%	40.9%	46.8%	3.8%	38.6%	57.6%	48.4%	51.6%
-------	-------	-------	-------	-------	-------	------	-------	-------	-------	-------



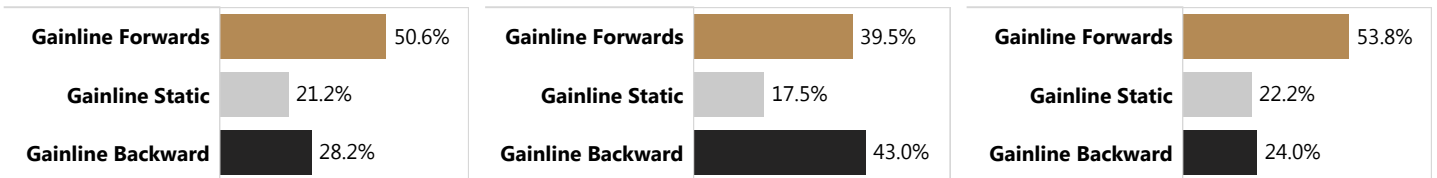
## ATTACKS

IRELAND - GUINNESS SIX NATIONS 2020

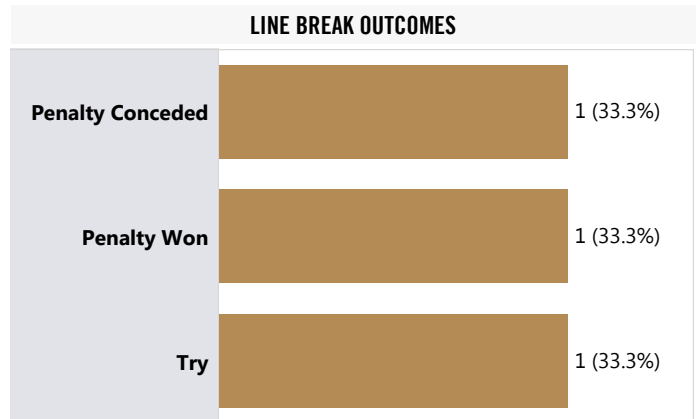
### GAINLINE SUCCESS



### CHAMPIONSHIP AVERAGES



LINE BREAKS & TACKLE BREAKS	
Line breaks	5
Line breaks / match	5.0
Rank	2
Tackle breaks	3
Tackle breaks / match	3.0
Rank	4

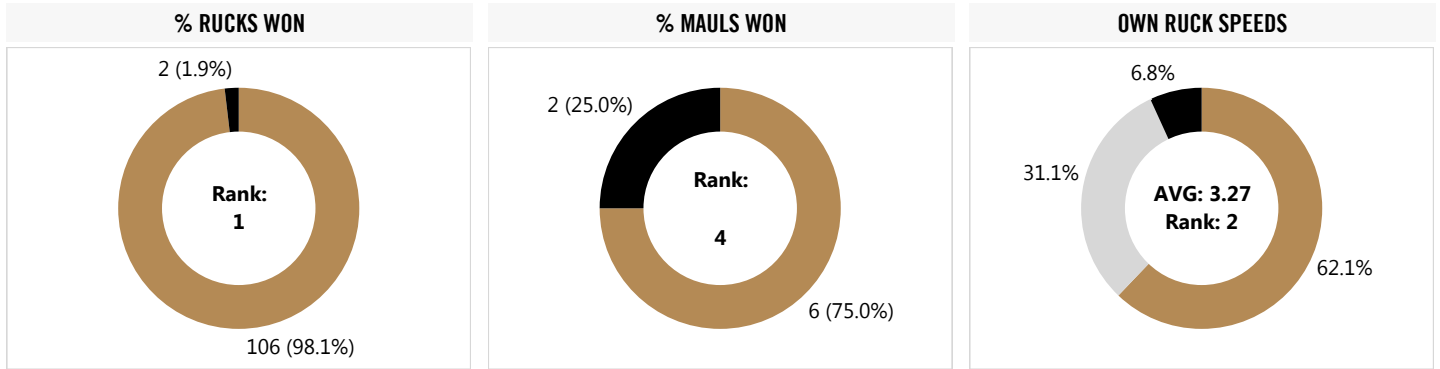


### PLAYER STATISTICS - MINIMUM 40 MINUTES PLAYED

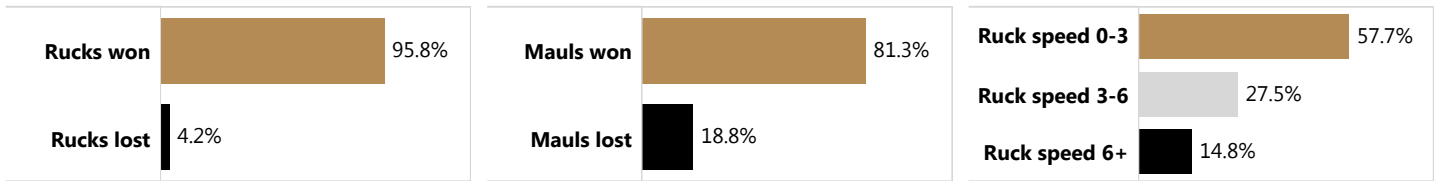
Line breaks / 80 minutes			Tackle breaks / 80 minutes			Metres carried / 80 minutes		
1	Jonathan Sexton	1.1	1	Tadhg Furlong	1.0	1	Jordan Larmour	154.3
2	Bundee Aki	1.0	2	CJ Stander	1.0	2	Garry Ringrose	149.0
3	CJ Stander	1.0	3	Jacob Stockdale	1.0	3	Bundee Aki	89.6
4	Jacob Stockdale	1.0	4	Andrew Conway	0.0	4	CJ Stander	72.7
5	Jordan Larmour	1.0	5	Bundee Aki	0.0	5	Jacob Stockdale	60.1

## BREAKDOWNS

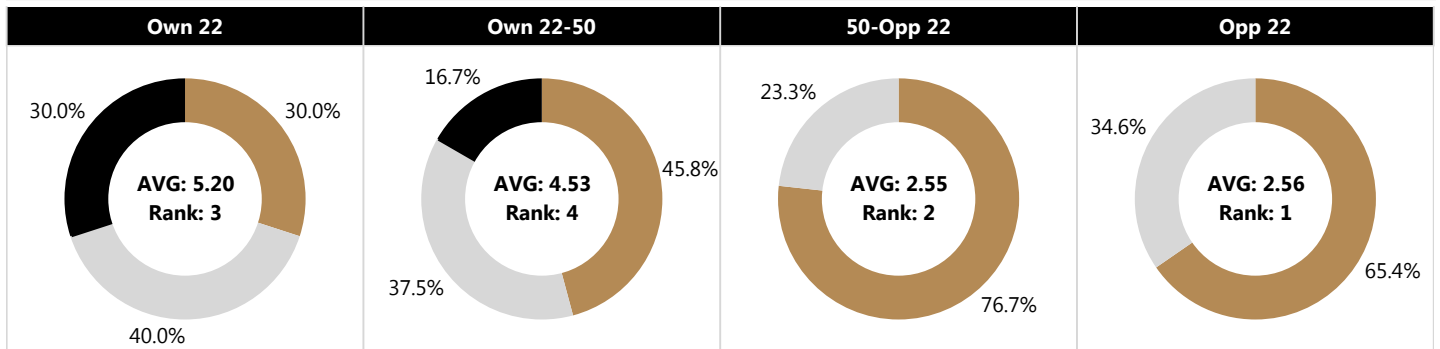
IRELAND - GUINNESS SIX NATIONS 2020



### CHAMPIONSHIP AVERAGES



### RUCK SPEEDS - LOCATIONS



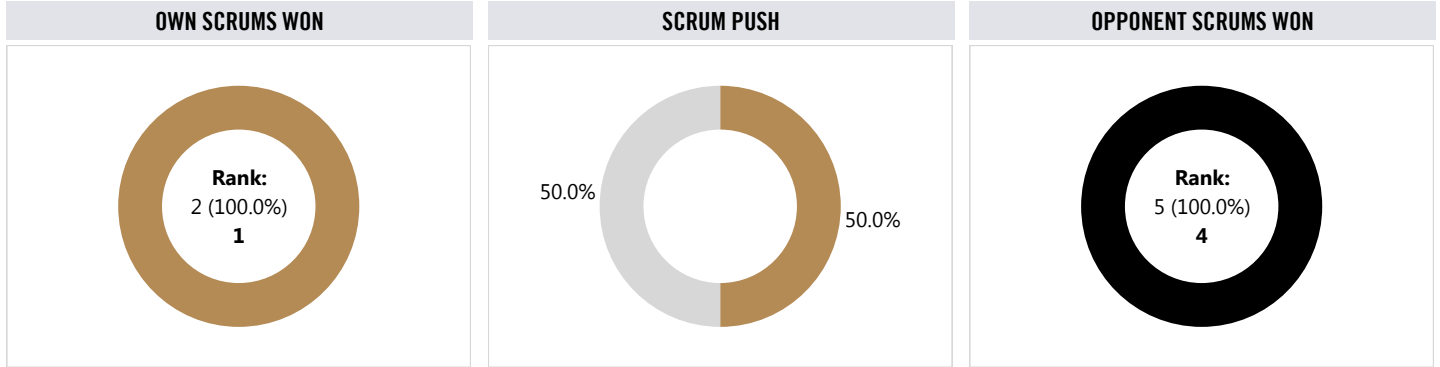
Attacking Breakdown Arrivals			Defensive Breakdown Arrivals			Breakdown steals		
1	James Ryan	37	1	Josh van der Flier	10	1	CJ Stander	2
2	Tadhg Furlong	32	2	Peter O'Mahony	8	2	Caelan Doris	1
3	Iain Henderson	30	3	CJ Stander	7	3	Iain Henderson	1
4	Peter O'Mahony	29	4	Iain Henderson	7	4	Josh van der Flier	1
5	Cian Healy	28	5	Bundee Aki	2	<b>Team Total</b>		6

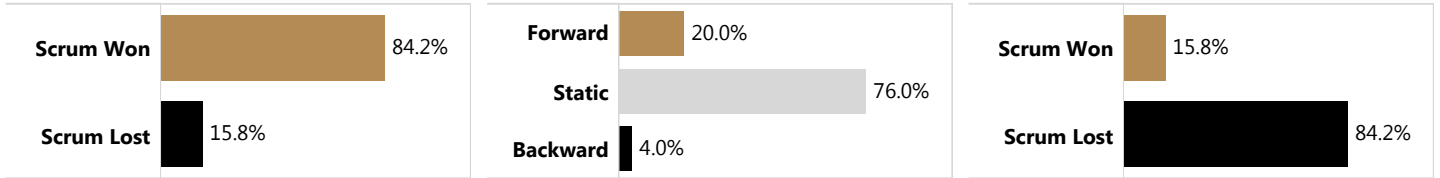
First 3 Arrivals (Attacking)			First 3 Arrivals (Defensive)			Cleanouts		
1	James Ryan	28	1	Josh van der Flier	10	1	James Ryan	15
2	Peter O'Mahony	26	2	CJ Stander	7	2	Peter O'Mahony	13
3	Iain Henderson	25	3	Iain Henderson	7	3	Tadhg Furlong	13
4	Tadhg Furlong	23	4	Peter O'Mahony	7	4	Josh van der Flier	10
5	Cian Healy	22	5	Bundee Aki	2	5	Iain Henderson	9

## SCRUMS

IRELAND - GUINNESS SIX NATIONS 2020



### CHAMPIONSHIP AVERAGES



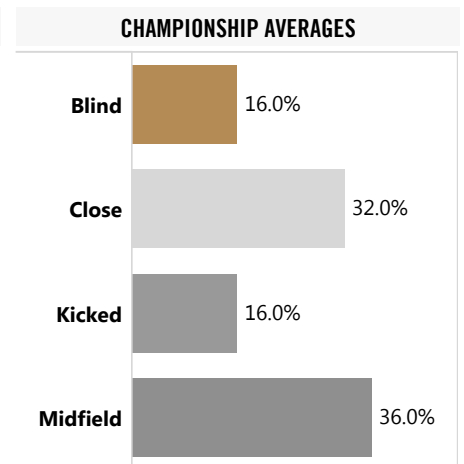
OWN SCRUMS	
<b>Scrum Won</b>	<b>Scrum Reset Retained</b>
40.0%	60.0%

OPPONENT SCRUMS	
<b>Scrum Reset Retained</b>	<b>Scrum Lost</b>
28.6%	71.4%

OWN SCRUMS WON			
	Used	Penalty	Free Kick
<b>Total</b>	2		
<b>% of Total</b>	100.0%		

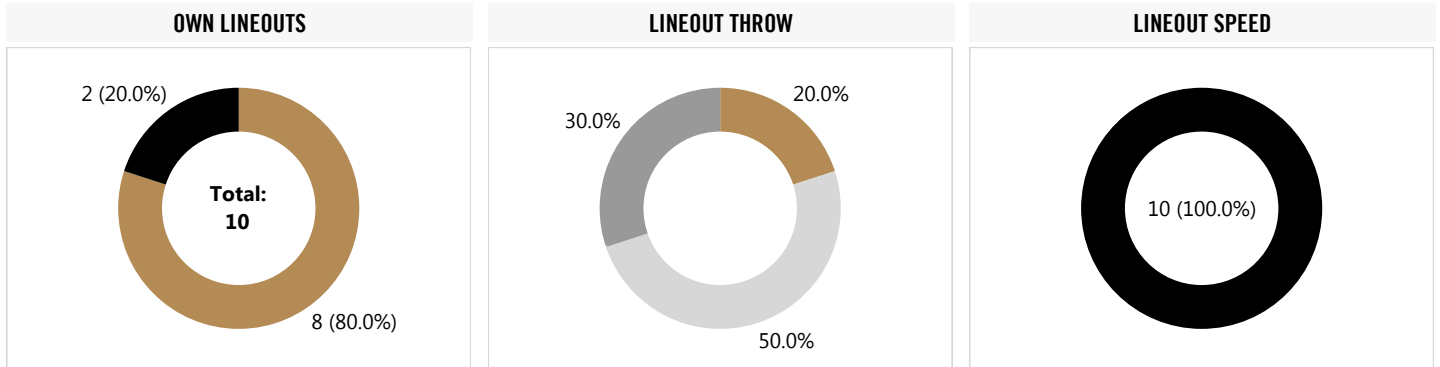
OPPONENT SCRUMS WON			
OPPONENT SCRUMS LOST			
	Used	Penalty	Free Kick
<b>Total</b>	3	2	
<b>% of Total</b>	60.0%	40.0%	

SCRUM MOVEMENT	
<b>Own 22</b>	100.0%
<b>Own 22-50</b>	100.0%
<b>Overall</b>	100.0%

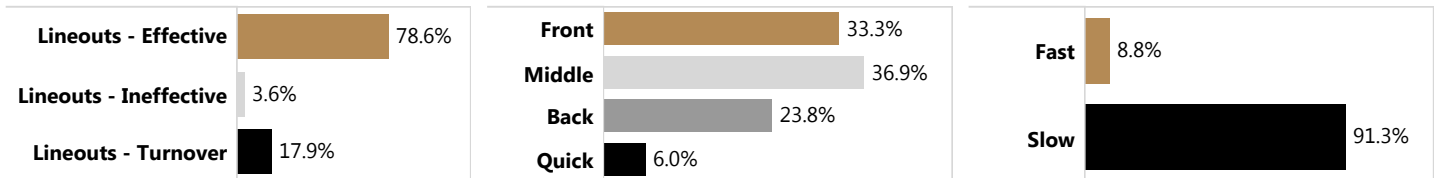


## LINEOUTS

IRELAND - GUINNESS SIX NATIONS 2020



### CHAMPIONSHIP AVERAGES



LINEOUT BREAKDOWNS		
	Total	% of Total
4 Man - Turnover	1	10.0%
5 Man - Effective	3	30.0%
5 Man - Turnover	1	10.0%
6 Man - Effective	5	50.0%

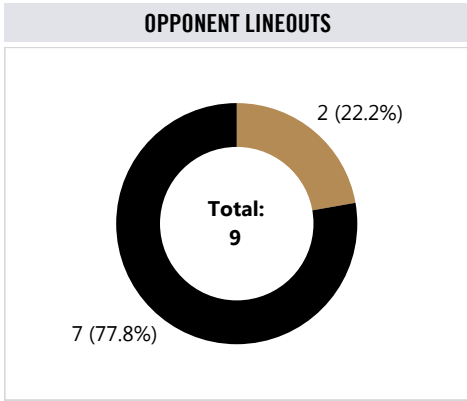
PLAYER STATISTICS - MINIMUM 40 MINUTES PLAYED		
Own lineout takes / 80 minutes		
1	James Ryan	5.0
2	Iain Henderson	1.2
3	Peter O'Mahony	1.1
Lineout steals / 80 minutes		
1	Iain Henderson	2.4

MOVEMENT FROM LINEOUTS	
Own 22	100.0%
Own 22-50	100.0%
50-Opp 22	66.7% 33.3%
Opp 22	100.0%
Overall	80.0% 10.0% 10.0%

CHAMPIONSHIP AVERAGES	
Drive	40.5%
End of Play	5.1%
Move	5.1%
Off The Top	27.8%
Quick Feed	6.3%
Other	15.2%

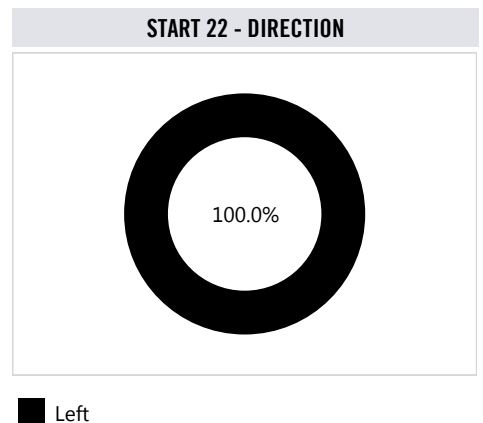
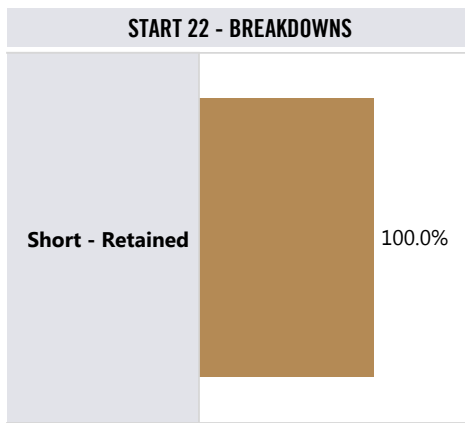
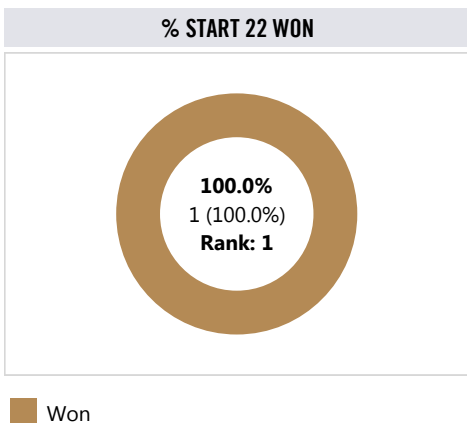
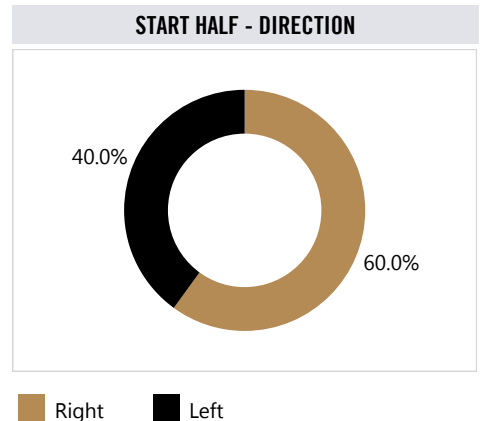
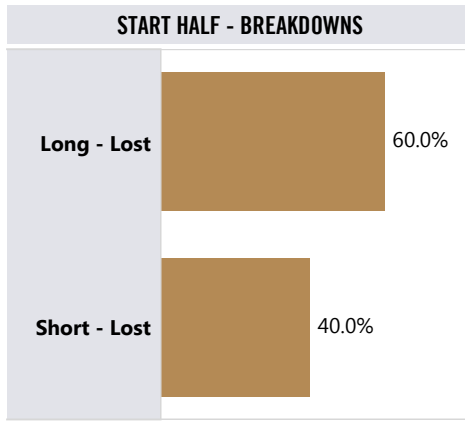
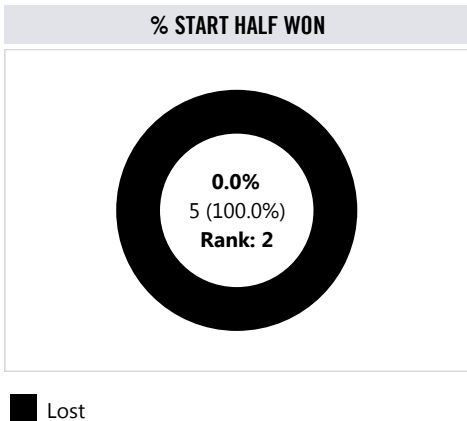
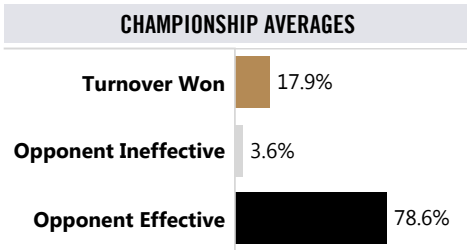
## OPPONENT LINEOUTS & RESTARTS

IRELAND - GUINNESS SIX NATIONS 2020



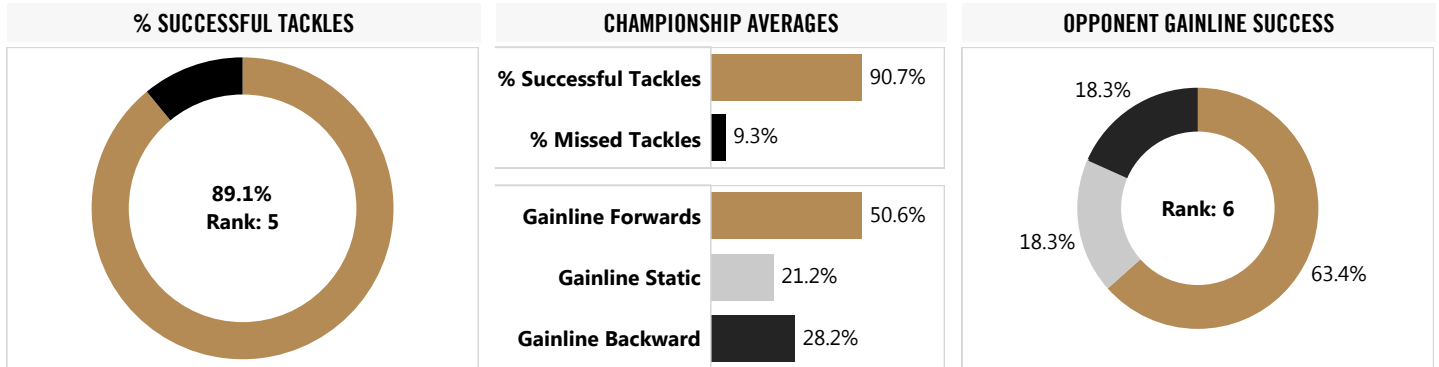
### OPPONENT LINEOUT BREAKDOWNS

	Total	% of Total
5 Man - Opponent Effective	3	33.3%
5 Man - Turnover Won	2	22.2%
6 Man - Opponent Effective	3	33.3%
Full - Opponent Effective	1	11.1%



## DEFENCE

IRELAND - GUINNESS SIX NATIONS 2020



Statistic	Team	Rank	Championship Average
<b>Total tackles / match</b>	192.0	3	184.7
<b>Total successful tackles / match</b>	171.0	4	167.5
<b>Dominant tackles / match</b>	16.0	4	18.0
<b>% Tackles dominant</b>	8.3%	4	9.7%
<b>Turnover tackles / match</b>	1.0	6	4.5
<b>Turnovers won / match</b>	10.0	1	5.0
OPPONENT POSSESSIONS			
<b>Line breaks / match</b>	2.0	1	4.2
<b>Tackle breaks / match</b>	8.0	6	4.5
<b>Total carries / match</b>	125.0	4	117.8
<b>Metres carried / match</b>	702.4	3	701.9
<b>Average carry distance</b>	5.6	3	6.0
<b>Offloads / match</b>	5.0	1	7.5

### PLAYER STATISTICS - MINIMUM 40 MINUTES PLAYED

Successful tackles / 80 minutes			Dominant tackles / 80 minutes			Turnovers won / 80 minutes		
1	CJ Stander	18.0	1	CJ Stander	3.0	1	Iain Henderson	4.8
2	James Ryan	18.0	2	James Ryan	3.0	2	CJ Stander	2.0
3	Tadhg Furlong	15.4	3	Iain Henderson	2.4	3	Peter O'Mahony	1.1
4	Bundee Aki	14.0	4	Cian Healy	1.2	4	Jordan Larmour	1.0
5	Josh van der Flier	14.0	5	Peter O'Mahony	1.1	5	Josh van der Flier	1.0

## PENALTIES CONCEDED & CARDS

IRELAND - GUINNESS SIX NATIONS 2020

Statistic	Team	Rank	Championship Average
Total penalties conceded / match	9.0	3	9.0
Free kicks conceded / match	1.0	3	1.2
Yellow cards / match	0.0	1	0.0
Red cards / match	0.0	1	0.0

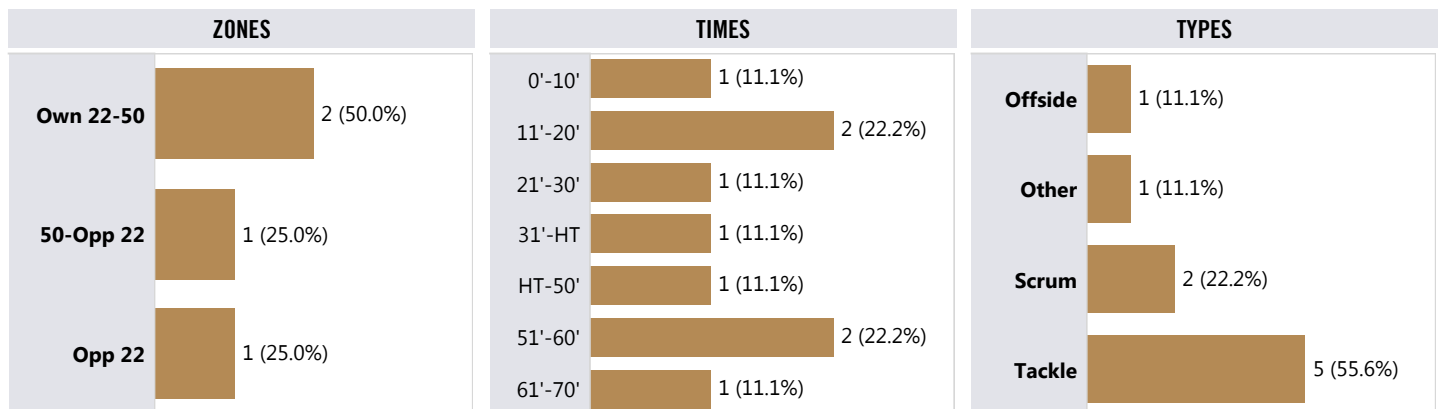
### PENALTIES CONCEDED PER MATCH

9

1

W

### PENALTIES & INFRINGEMENTS



### PLAYER STATISTICS - PER 80 AVERAGES WITH A MINIMUM 40 MINUTES PLAYED

Total penalties conceded			Penalties conceded / 80 minutes			Yellow / Red cards		
1	Cian Healy	2	1	Cian Healy	2.4			
2	Iain Henderson	2	2	Iain Henderson	2.4			
3	Conor Murray	1	3	Conor Murray	1.3			
4	James Ryan	1	4	Peter O'Mahony	1.1			
5	Jordan Larmour	1	5	Tadhg Furlong	1.0			



## WALES STATISTICS

## POINTS SCORED

WALES - GUINNESS SIX NATIONS 2020

Statistic	Team	Rank	Championship Average
Points scored	42	1	19.0
Points scored / match	42.0	1	19.0
Tries scored	5	1	1.83
Tries scored / match	5.00	1	1.83
% Points scored from tries	59.5%	2	48.2%
Conversion success %	80.0%	4	90.9%
Successful penalties / match	3.00	3	2.17
Penalty shot success %	100.0%	1	86.7%

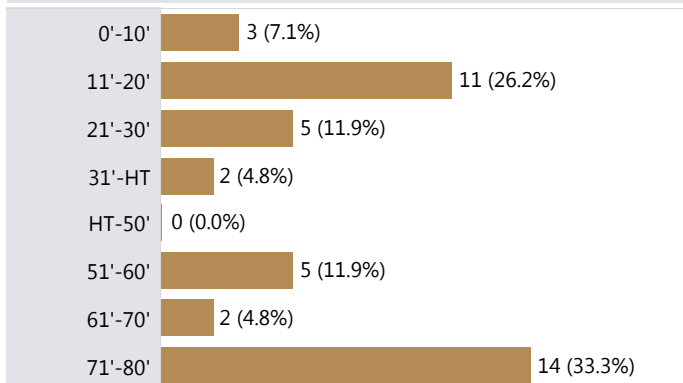
### POINTS PER MATCH

42

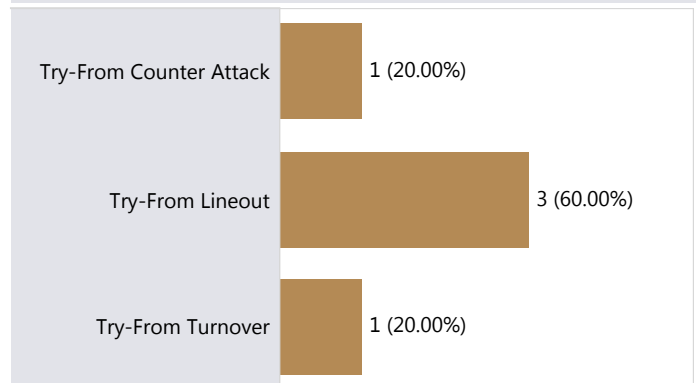
1

W

### POINTS - TIMING

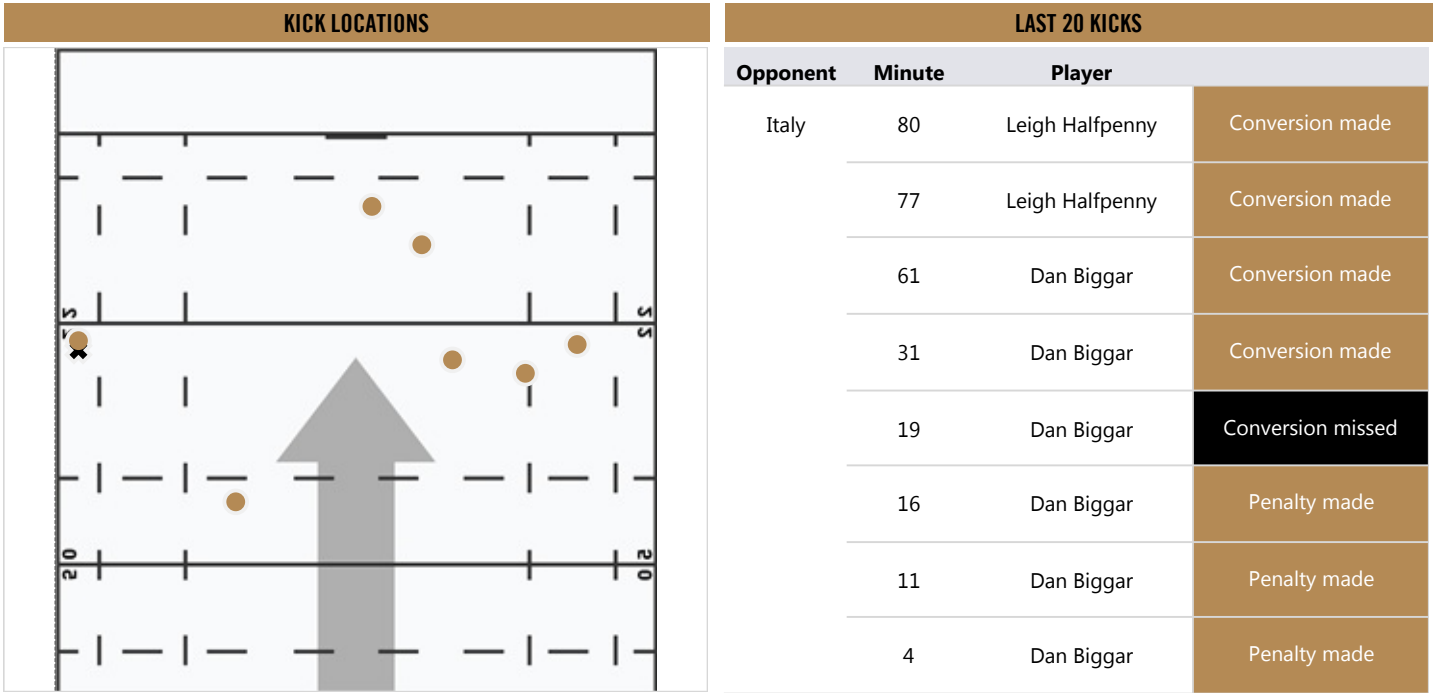


### TRY ORIGINS




## KICKS AT GOAL

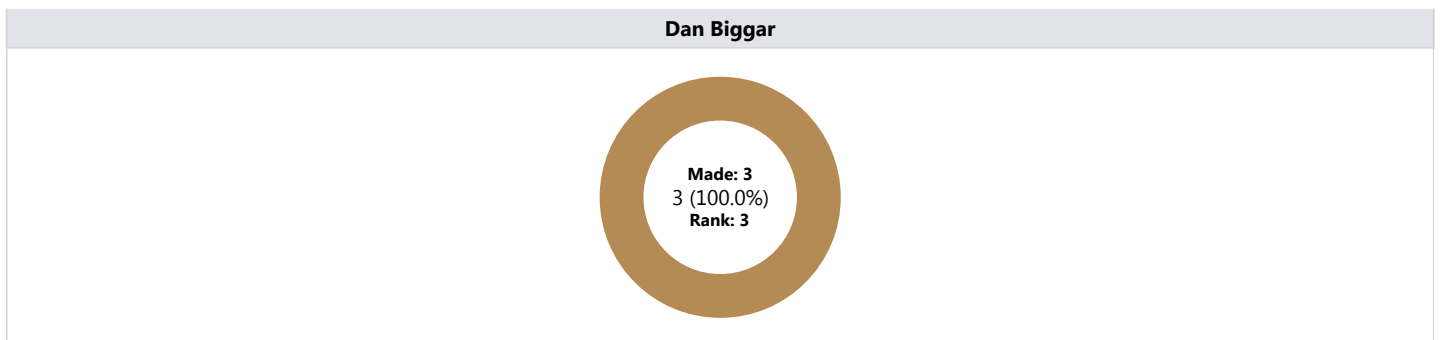
WALES - GUINNESS SIX NATIONS 2020



### CONVERSIONS



### PENALTY KICKS AT GOAL



Ranks across total successful kicks

## PLAYER SCORING STATISTICS

WALES - GUINNESS SIX NATIONS 2020

	GP	MP	Points	Points / 80	Tries	Con	Pen	Drop
Aaron Wainwright	1	80	0	0.0	0	0	0	0
Alun Wyn Jones	1	80	0	0.0	0	0	0	0
Cory Hill	1	24	0	0.0	0	0	0	0
Dan Biggar	1	68	13	15.3	0	2	3	0
Dillon Lewis	1	61	0	0.0	0	0	0	0
George North	1	80	5	5.0	1	0	0	0
Hadleigh Parkes	1	52	0	0.0	0	0	0	0
Jake Ball	1	56	0	0.0	0	0	0	0
Jarrold Evans	1	12	0	0.0	0	0	0	0
Johnny McNicholl	1	69	0	0.0	0	0	0	0
Josh Adams	1	80	15	15.0	3	0	0	0
Justin Tipuric	1	80	0	0.0	0	0	0	0
Ken Owens	1	63	0	0.0	0	0	0	0
Leigh Halfpenny	1	80	4	4.0	0	2	0	0
Leon Brown	1	19	0	0.0	0	0	0	0
Nick Tompkins	1	39	5	10.3	1	0	0	0
Rhys Webb	1	19	0	0.0	0	0	0	0
Rob Evans	1	24	0	0.0	0	0	0	0
Ross Moriarty	1	28	0	0.0	0	0	0	0
Ryan Elias	1	17	0	0.0	0	0	0	0
Taulupe Faletau	1	52	0	0.0	0	0	0	0
Tomos Williams	1	61	0	0.0	0	0	0	0
Wyn Jones	1	56	0	0.0	0	0	0	0

## POINTS CONCEDED

WALES - GUINNESS SIX NATIONS 2020

Statistic	Team	Rank	Championship Average
Points conceded	0	1	19.0
Points conceded / match	0.0	1	19.0
Tries conceded	0	1	1.83
Tries conceded / match	0.00	1	1.83
% Points conceded from tries			48.2%
Opponent conversion success %			90.9%
Opponent successful penalties / match	0.00	1	2.17
Opponent penalty shot success %			86.7%

### POINTS CONCEDED PER MATCH

0

1

W

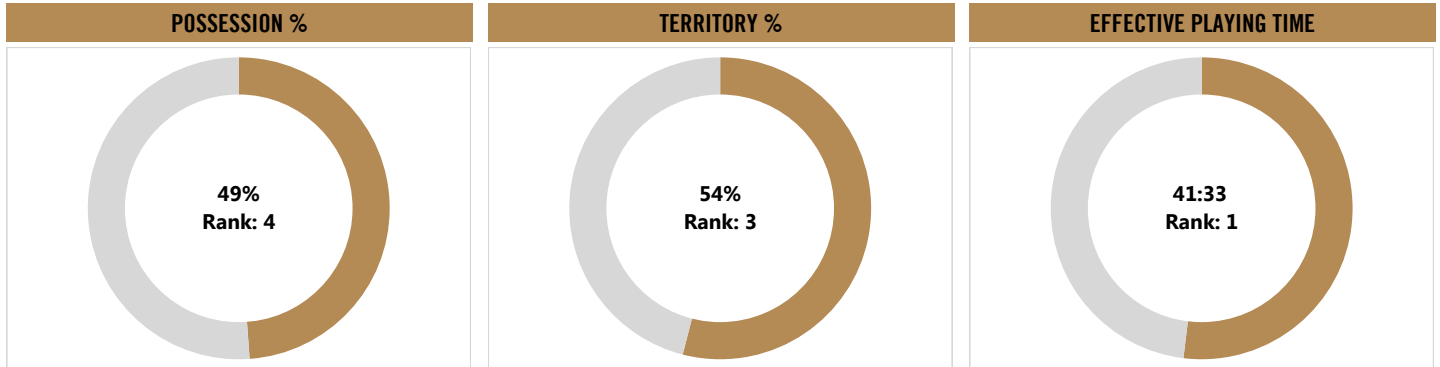
### POINTS CONCEDED - TIMING

0'-10'	00
11'-20'	00
21'-30'	00
31'-HT	00
HT-50'	00
51'-60'	00
61'-70'	00
71'-80'	00

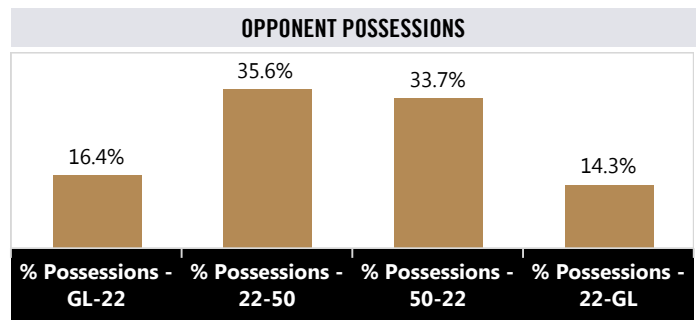
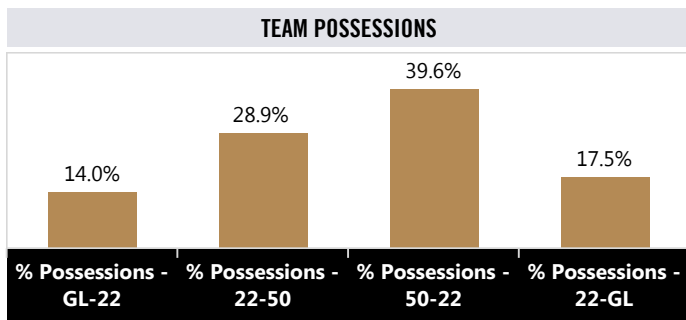
### OPPONENT TRY ORIGINS

## POSSESSION

WALES - GUINNESS SIX NATIONS 2020

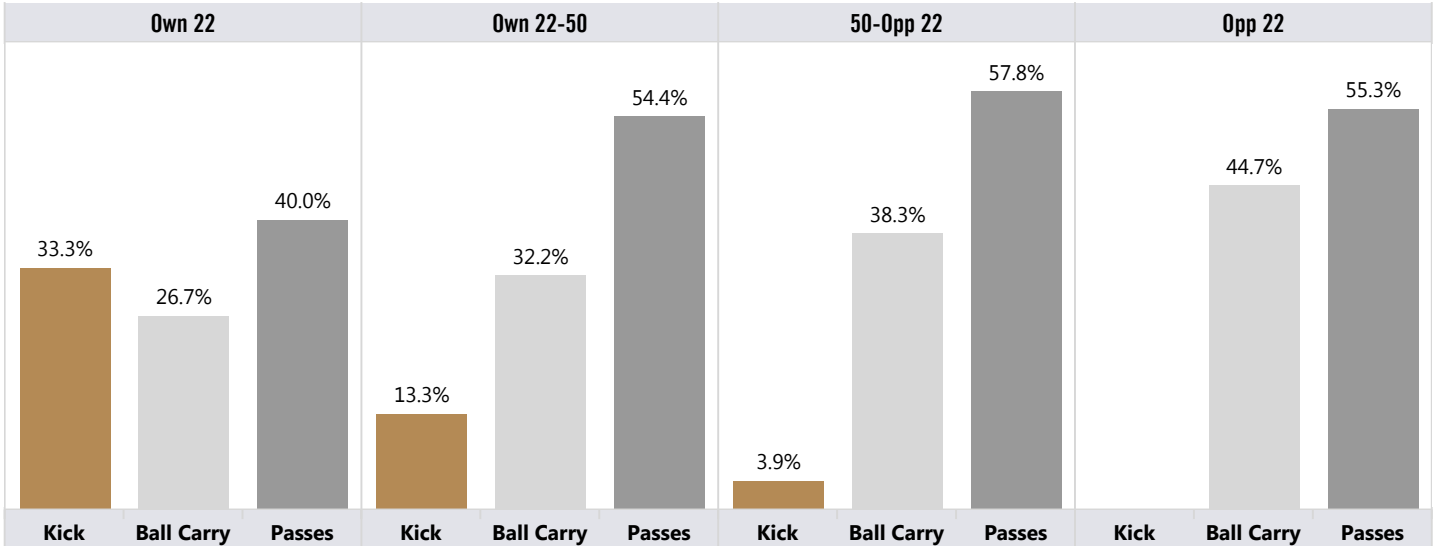


Statistic	Team	Rank	Championship Average
% Balls played with hands	90.8%	4	91.4%
Total passes / match	169.0	2	148.5
Offloads / match	8.0	2	7.5
Total carries / match	107.0	5	117.8
Metres carried / match	848.1	2	701.9
Average carry distance	7.9	1	6.0
% Balls kicked	9.2%	3	8.6%
Open play kicks / match	27.0	3	24.3
Kicking metres / match	921.7	3	800.1
Average kicking distance	34.1	3	32.9
% Time in opponent 22	8.5%	4	11.7%
Turnovers conceded / match	18.0	2	15.3



## TYPES OF PLAY

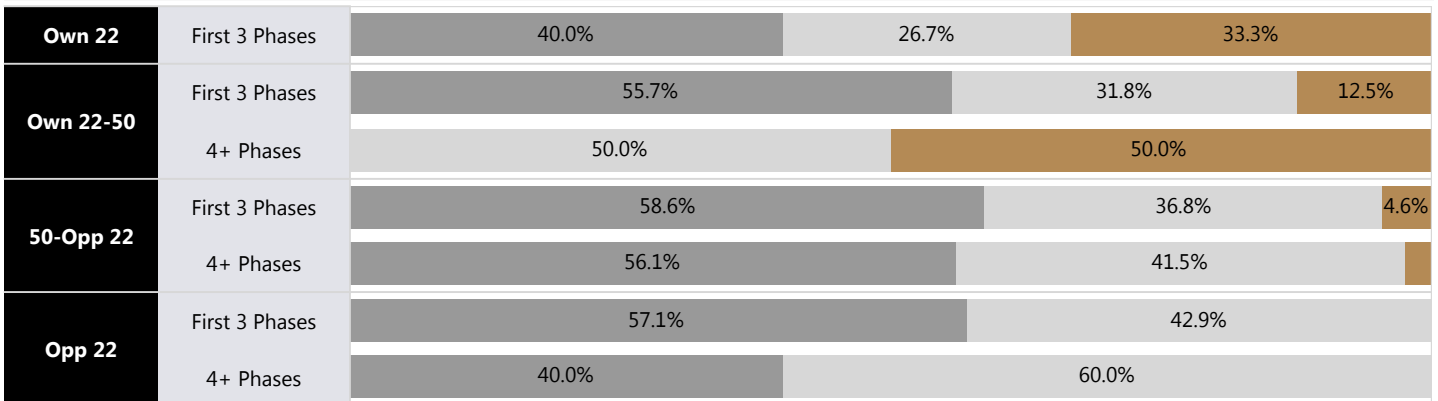
WALES - GUINNESS SIX NATIONS 2020



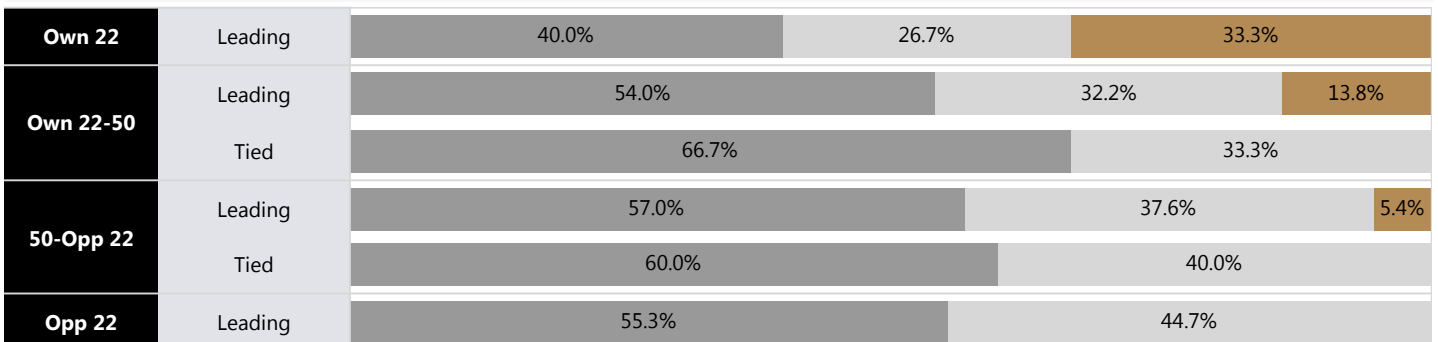
### CHAMPIONSHIP AVERAGES

29.5%	40.5%	30.0%	12.3%	40.9%	46.8%	3.8%	38.6%	57.6%	48.4%	51.6%
-------	-------	-------	-------	-------	-------	------	-------	-------	-------	-------

### PHASES



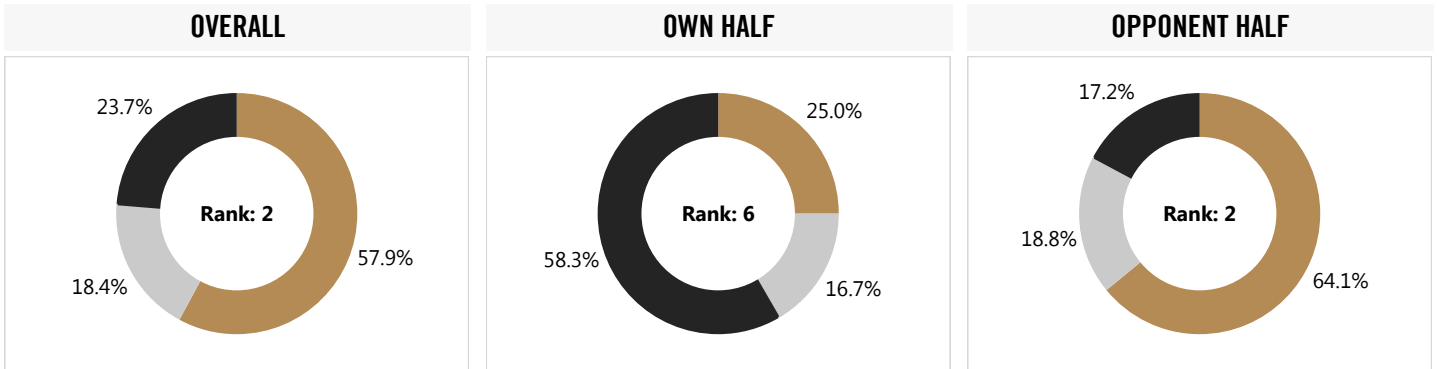
### GAME STATES



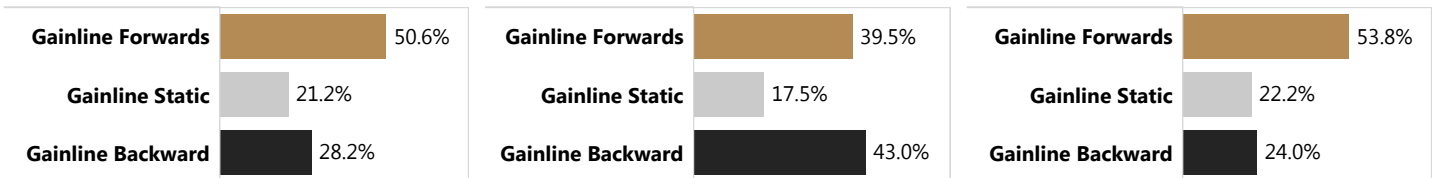
## ATTACKS

WALES - GUINNESS SIX NATIONS 2020

### GAINLINE SUCCESS



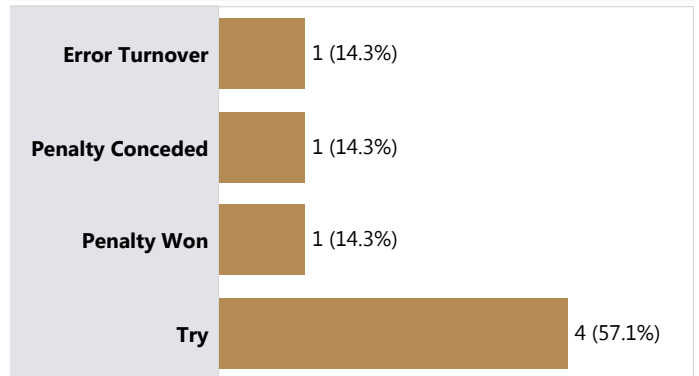
### CHAMPIONSHIP AVERAGES



### LINE BREAKS & TACKLE BREAKS

Line breaks	9
Line breaks / match	9.0
Rank	1
Tackle breaks	3
Tackle breaks / match	3.0
Rank	4

### LINE BREAK OUTCOMES

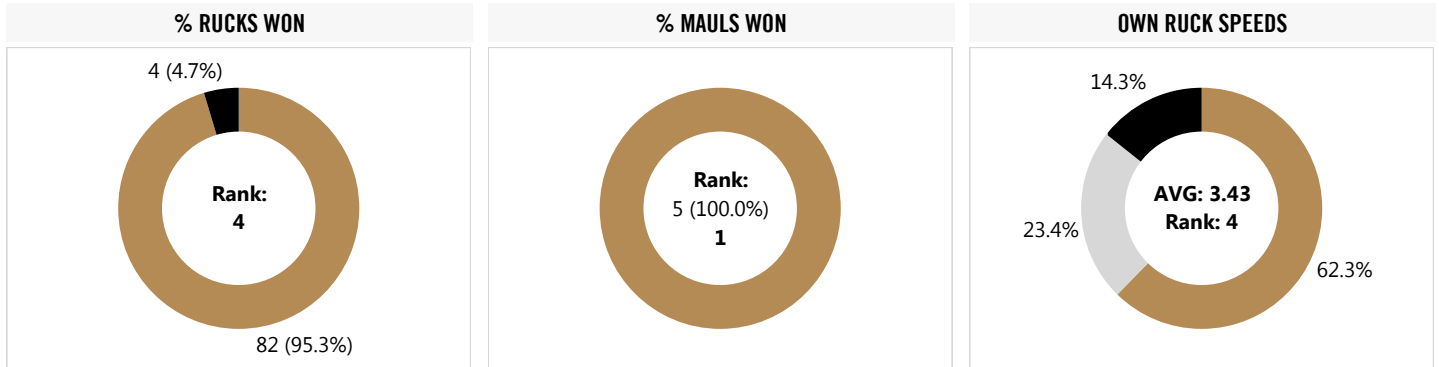


### PLAYER STATISTICS - MINIMUM 40 MINUTES PLAYED

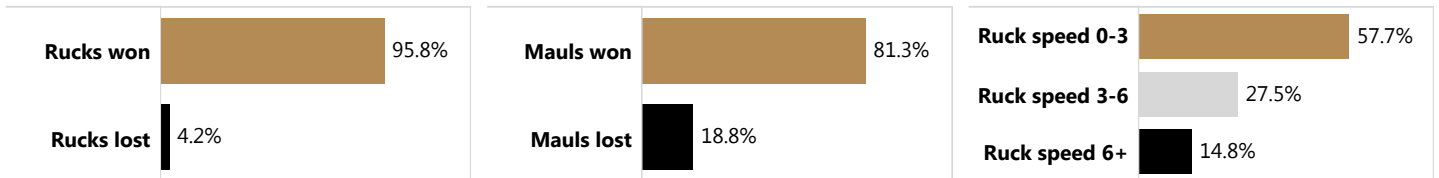
Line breaks / 80 minutes		Tackle breaks / 80 minutes		Metres carried / 80 minutes				
1	Tomos Williams	2.6	1	Johnny McNicholl	1.2	1	Leigh Halfpenny	124.6
2	George North	1.0	2	Leigh Halfpenny	1.0	2	George North	115.3
3	Josh Adams	1.0	3	Aaron Wainwright	0.0	3	Josh Adams	86.4
4	Aaron Wainwright	0.0	4	Alun Wyn Jones	0.0	4	Johnny McNicholl	78.0
5	Alun Wyn Jones	0.0	5	Dan Biggar	0.0	5	Hadleigh Parkes	56.3

## BREAKDOWNS

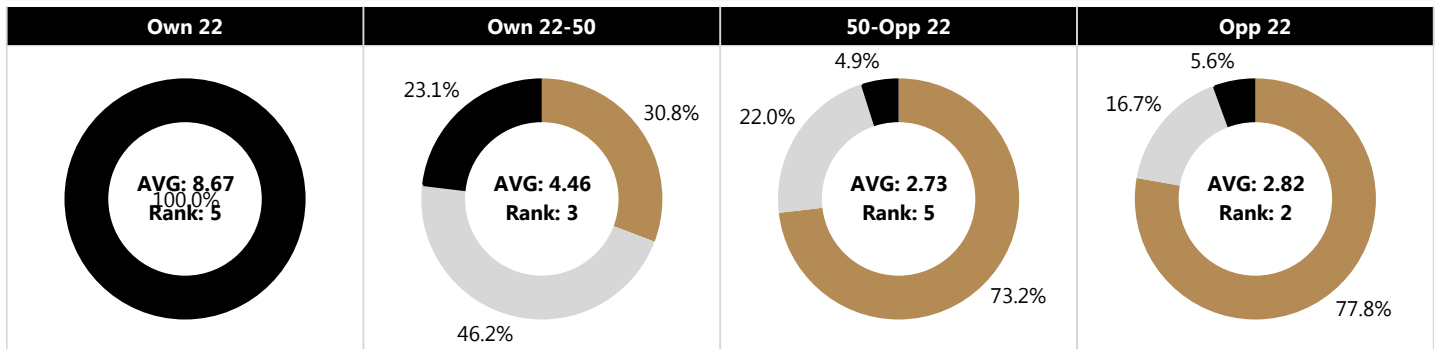
WALES - GUINNESS SIX NATIONS 2020



### CHAMPIONSHIP AVERAGES



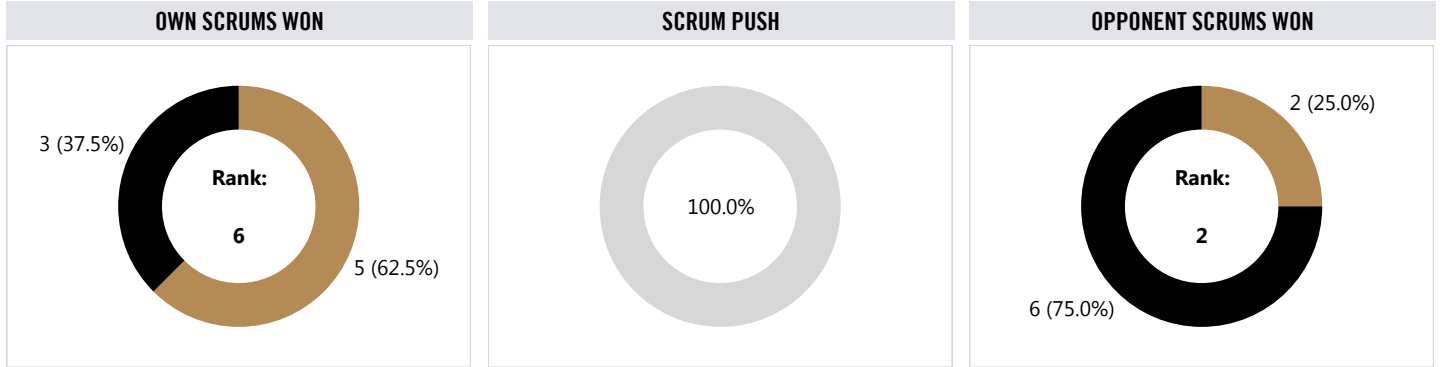
### RUCK SPEEDS - LOCATIONS



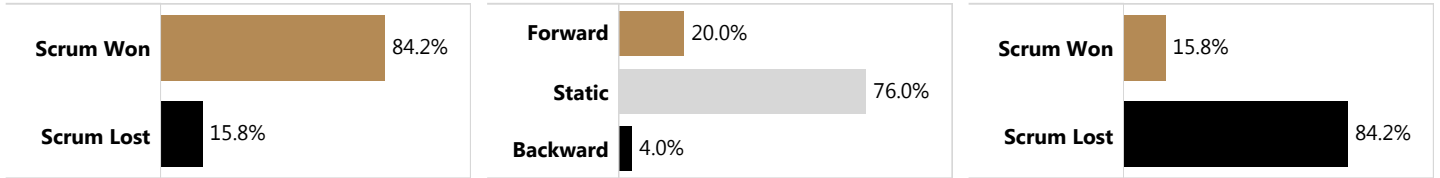
Attacking Breakdown Arrivals			Defensive Breakdown Arrivals			Breakdown steals		
1	Justin Tipuric	27	1	Dillon Lewis	12	1	Dillon Lewis	1
2	Alun Wyn Jones	19	2	Aaron Wainwright	9	2	Justin Tipuric	1
3	Dillon Lewis	18	3	Jake Ball	9	3	Nick Tompkins	1
4	Wyn Jones	15	4	Justin Tipuric	8	<b>Team Total</b> 3		
5	Cory Hill	12	5	Alun Wyn Jones	7			
First 3 Arrivals (Attacking)			First 3 Arrivals (Defensive)			Cleanouts		
1	Justin Tipuric	23	1	Dillon Lewis	9	1	Justin Tipuric	13
2	Alun Wyn Jones	15	2	Justin Tipuric	7	2	Alun Wyn Jones	6
3	Dillon Lewis	14	3	Jake Ball	5	3	Josh Adams	6
4	Wyn Jones	14	4	Aaron Wainwright	4	4	Leigh Halfpenny	6
5	Cory Hill	12	5	Josh Adams	3	5	Aaron Wainwright	5

## SCRUMS

WALES - GUINNESS SIX NATIONS 2020



### CHAMPIONSHIP AVERAGES



OWN SCRUMS		
Scrum Won	Scrum Reset Retaine..	Scrum Lost
55.6%	11.1%	33.3%

OWN SCRUMS WON			
	Used	Penalty	Free Kick
Total	3	1	1
% of Total	60.0%	20.0%	20.0%

OWN SCRUMS LOST		
Total	Penalty	Free Kick
2	2	1
% of Total	66.7%	33.3%

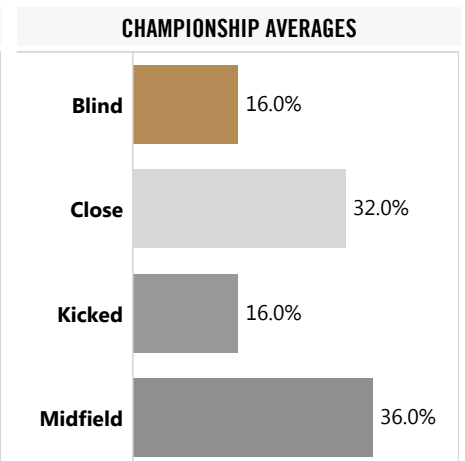

OPPONENT SCRUMS		
Scrum Won	Scrum Reset Retaine..	Scrum Lost
22.2%	11.1%	66.7%

OPPONENT SCRUMS WON			
	Used	Penalty	Free Kick
Total			2
% of Total			100.0%

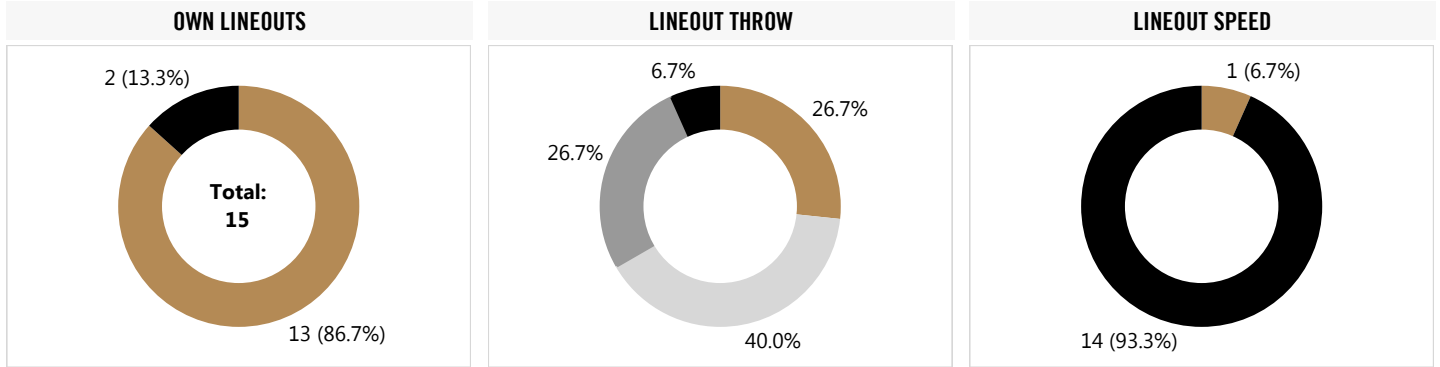
  

OPPONENT SCRUMS LOST			
Total	Used	Penalty	Free Kick
5	5	1	
% of Total	83.3%	16.7%	

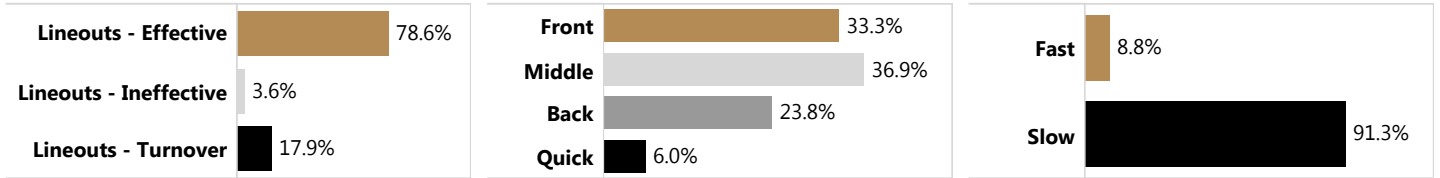


## LINEOUTS

WALES - GUINNESS SIX NATIONS 2020



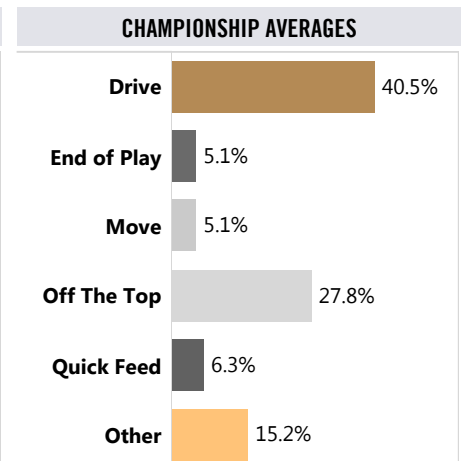
### CHAMPIONSHIP AVERAGES



LINEOUT BREAKDOWNS		
	Total	% of Total
5 Man - Effective	2	13.3%
6 Man - Effective	9	60.0%
6 Man - Turnover	2	13.3%
Full - Effective	1	6.7%
Quick - Effective	1	6.7%

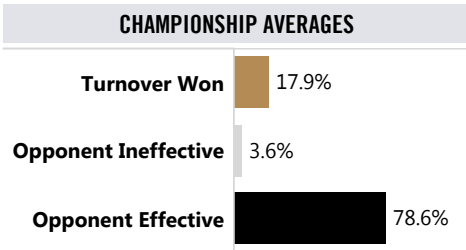
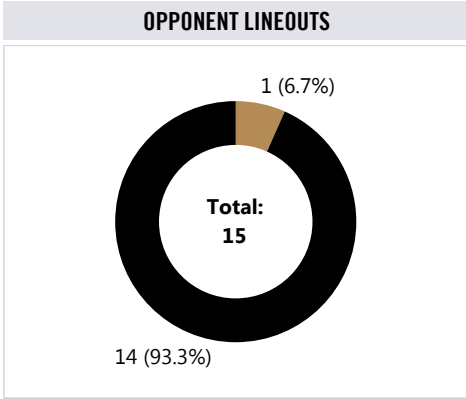
PLAYER STATISTICS - MINIMUM 40 MINUTES PLAYED		
Own lineout takes / 80 minutes		
1	Aaron Wainwright	5.0
2	Alun Wyn Jones	2.0
3	Taulupe Faletau	1.5
Lineout steals / 80 minutes		
1	Alun Wyn Jones	1.0

MOVEMENT FROM LINEOUTS	
Own 22	100.0%
Own 22-50	50.0% / 50.0%
50-Opp 22	14.3% / 42.9% / 14.3% / 14.3% / 14.3%
Opp 22	50.0% / 25.0% / 25.0%
Overall	35.7% / 35.7% / 14.3% / 7.1% / 7.1%



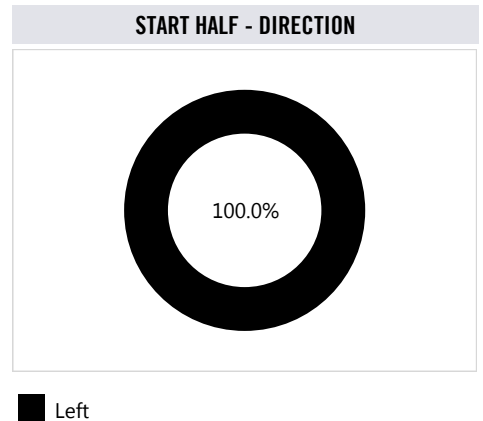
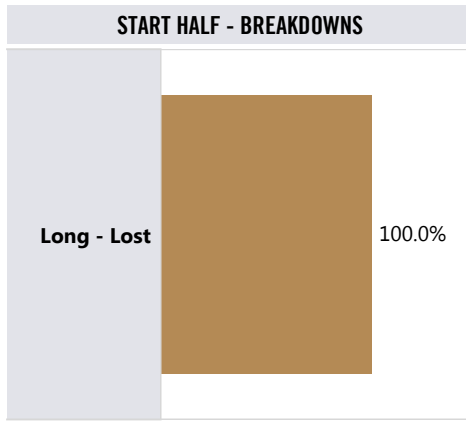
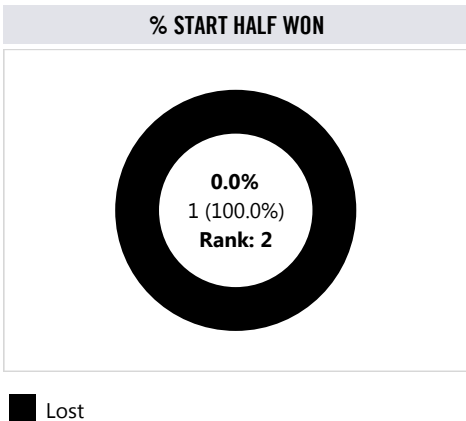
## OPPONENT LINEOUTS & RESTARTS

WALES - GUINNESS SIX NATIONS 2020



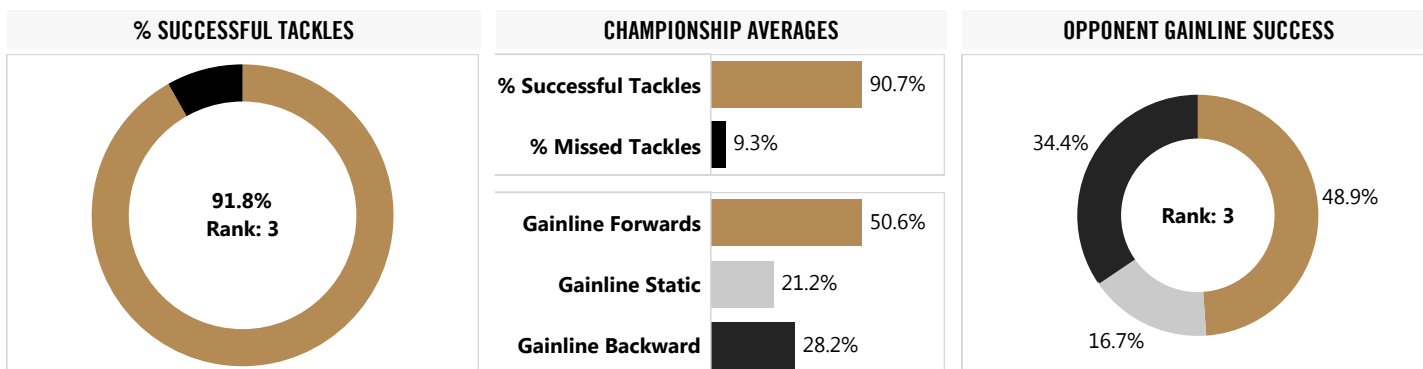
### OPPONENT LINEOUT BREAKDOWNS

	Total	% of Total
4 Man - Opponent Effective	1	6.7%
5 Man - Opponent Effective	2	13.3%
6 Man - Opponent Effective	5	33.3%
Full - Opponent Effective	4	26.7%
Full - Turnover Won	1	6.7%
Quick - Effective	2	13.3%



## DEFENCE

WALES - GUINNESS SIX NATIONS 2020



Statistic	Team	Rank	Championship Average
<b>Total tackles / match</b>	208.0	1	184.7
<b>Total successful tackles / match</b>	191.0	2	167.5
<b>Dominant tackles / match</b>	16.0	4	18.0
<b>% Tackles dominant</b>	7.7%	5	9.7%
<b>Turnover tackles / match</b>	9.0	1	4.5
<b>Turnovers won / match</b>	4.0	3	5.0
OPPONENT POSSESSIONS			
<b>Line breaks / match</b>	3.0	2	4.2
<b>Tackle breaks / match</b>	7.0	5	4.5
<b>Total carries / match</b>	134.0	6	117.8
<b>Metres carried / match</b>	849.6	6	701.9
<b>Average carry distance</b>	6.3	5	6.0
<b>Offloads / match</b>	13.0	6	7.5

### PLAYER STATISTICS - MINIMUM 40 MINUTES PLAYED

Successful tackles / 80 minutes			Dominant tackles / 80 minutes			Turnovers won / 80 minutes		
1	Aaron Wainwright	22.0	1	Hadleigh Parkes	3.1	1	Dillon Lewis	1.3
2	Justin Tipuric	20.0	2	Wyn Jones	2.9	2	Alun Wyn Jones	1.0
3	Hadleigh Parkes	18.5	3	Aaron Wainwright	2.0	3	Justin Tipuric	1.0
4	Ken Owens	16.5	4	Jake Ball	1.4			
5	Alun Wyn Jones	16.0	5	Ken Owens	1.3			

## PENALTIES CONCEDED & CARDS

WALES - GUINNESS SIX NATIONS 2020

Statistic	Team	Rank	Championship Average
Total penalties conceded / match	9.0	3	9.0
Free kicks conceded / match	2.0	2	1.2
Yellow cards / match	0.0	1	0.0
Red cards / match	0.0	1	0.0

### PENALTIES CONCEDED PER MATCH

9

1

W

## PENALTIES & INFRINGEMENTS

ZONES		TIMES		TYPES	
Own 22	1 (14.3%)	21'-30'	1 (11.1%)	Foul	1 (11.1%)
Own 22-50	1 (14.3%)	31'-HT	3 (33.3%)	Maul	1 (11.1%)
50-Opp 22	4 (57.1%)	HT-50'	3 (33.3%)	Ruck	2 (22.2%)
Opp 22	1 (14.3%)	51'-60'	1 (11.1%)	Scrum	3 (33.3%)
		61'-70'	1 (11.1%)	Tackle	2 (22.2%)

## PLAYER STATISTICS - PER 80 AVERAGES WITH A MINIMUM 40 MINUTES PLAYED

Total penalties conceded			Penalties conceded / 80 minutes			Yellow / Red cards		
1	Wyn Jones	3	1	Wyn Jones	4.3			
2	Dillon Lewis	2	2	Jake Ball	2.9			
3	Jake Ball	2	3	Dillon Lewis	2.6			
4	Dan Biggar	1	4	Dan Biggar	1.2			
5	Rob Evans	1						